

**KARNATAKA VIKAS GRAMEENA BANK: HEAD OFFICE: DHARWAD  
BALANCE SHEET AS AT 31st MARCH 2021**

**FORM " A "**

**(Rs. in thousands)**

<b>CAPITAL &amp; LIABILITIES</b>	<b>SCHEDULE No.</b>	<b>As at 31-Mar-21</b>	<b>As at 31-Mar-20</b>
CAPITAL	1	239732	239732
RESERVES & SURPLUS	2	11686450	11145544
DEPOSITS	3	160996890	151784934
BORROWINGS	4	22539216	25638349
OTHER LIABILITIES & PROVISIONS	5	6228450	7919482
<b>TOTAL</b>		<b>201690738</b>	<b>196728041</b>

<b>PROPERTIES &amp; ASSETS</b>	<b>SCHEDULE No.</b>	<b>As at 31-Mar-21</b>	<b>As at 31-Mar-20</b>
CASH & BALANCE WITH RBI	6	6697359	6144421
BALANCE WITH OTHER BANKS & MONEY AT CALL & SHORT NOTICE	7	11698654	47048382
INVESTMENTS	8	62410635	31823308
ADVANCES	9	111670693	103332945
FIXED ASSETS	10	679049	183992
OTHER ASSETS	11	8534348	8194993
<b>TOTAL</b>		<b>201690738</b>	<b>196728041</b>
CONTINGENT LIABILITIES	12	3839772	5312107
BILLS FOR COLLECTION	--	14025	24167

**Place: DHARWAD**

**Date: 25-06-2021**

**Sripada Rao M.**  
(Chief Manager)

**Mod Narayan Singh**

**B. Chandrasekhara Rao**

**BOARD OF DIRECTORS**

**P. Srinivas Rao**  
(General Manager)

**Chandan S. Chattarjee**

**G. S. Ravisudhakar**

**P. Gopi Krishna**  
(Chairman)

**AS PER OUR REPORT OF EVEN DATE**

For B.P. RAO & Co.  
Chartered Accountants  
FRN: 003116S

**PRASHANTH C.**  
(Partner)  
M. No.214431



UDIN 2124431AAAAEN 2182

Bangalore

**KARNATAKA VIKAS GRAMEENA BANK: HEAD OFFICE: DHARWAD**  
**PROFIT & LOSS ACCOUNT FOR THE PERIOD ENDED 31st MARCH 2021**  
**FORM " B "**

(Rs. in thousands)

PARTICULARS	SCHEDULE No.	As at 31-Mar-21	As at 31-Mar-20
<b>I. INCOME</b>			
Interest Earned	13	13146929	13115696
Other Income	14	2748434	1812690
<b>TOTAL</b>		<b>15895363</b>	<b>14928386</b>
<b>II. EXPENDITURE</b>			
Interest Expended	15	8680824	8967472
Operating Expenses	16	5965621	7759945
Provisions & Contingencies	17	1183891	4250597
<b>TOTAL</b>		<b>15830336</b>	<b>20978014</b>
<b>III. PROFIT / LOSS</b>			
Net Profit for the period		65027	-6049628
Profit/Loss brought forward		3732000	9781628
<b>TOTAL</b>		<b>3797027</b>	<b>3732000</b>
<b>IV. APPROPRIATION</b>			
Transfer to Statutory Reserve		13005	0
Transfer to Capital Reserve		0	0
Transfer to Special Reserve u/s 36 (1) (viii) of I.T.Act		0	0
Balance carried over		3784022	3732000
<b>TOTAL</b>		<b>3797027</b>	<b>3732000</b>

Place: DHARWAD  
 Date: 25-06-2021

*[Signature]*  
 Sripada Rao M.  
 (Chief Manager)

*[Signature]*  
 Mod Narayan Singh

*[Signature]*  
 B. Chandrasekhara Rao

*[Signature]*  
 P. Srinivas Rao  
 (General Manager)

**BOARD OF DIRECTORS**

*[Signature]*  
 P. Gopi Krishna  
 (Chairman)

*[Signature]*  
 Chandan S. Chattarjee

*[Signature]*  
 G. S. Ravisudhakar

**AS PER OUR REPORT OF EVEN DATE**

For B.P. RAO & Co.  
 Chartered Accountants  
 FRN: 003116S

*[Signature]*  
 PRASHANTH C.  
 (Partner)  
 M. No.214431



UDIN 21214431 AAAA EN 2182

Bangalore

**SCHEDULE - 1: CAPITAL****(Rs. in thousands)**

<b>PARTICULARS</b>	<b>As at 31-Mar-21</b>	<b>As at 31-Mar-20</b>
Authorised capital (200,00,00,000 shares of Rs.10 each)	20000000	20000000
Issued, Subscribed, Called & Paid up capital:		
i) 1,19,86,580 shares of Rs.10 each held by Govt. of India	119866	119866
ii) 35,95,974 shares of Rs.10 each held by Govt. of Karnataka	35960	35960
iii) 83,90,606 shares of Rs.10 each held by Canara Bank	83906	83906
<b>TOTAL OF SCHEDULE 1</b>	<b>239732</b>	<b>239732</b>

**SCHEDULE - 2: RESERVES AND SURPLUS****(Rs. in thousands)**

<b>PARTICULARS</b>	<b>As at 31-Mar-21</b>	<b>As at 31-Mar-20</b>
I Statutory Reserve: Opening balance	6177407	6177407
Additions during the year	13005	0
Deductions during the year	0	0
Closing balance	6190412	6177407
II Capital Reserve: Opening balance	215248	215248
Additions during the year	0	0
Deductions during the year	0	0
Closing balance	215248	215248
III Investment Fluctuation Reserve: Opening balance	91598	91598
Additions during the year	0	0
Deductions during the year	0	0
Closing balance	91598	91598
IV Special reserve u/s 36 (i) (viii) of I.T.Act: Op.bal.	929291	929291
Additions during the year	0	0
Deductions during the year	0	0
Closing balance	929291	929291
V Revaluation Reserves for Fixed Assets	0	0
Additions during the year	475879	0
Deductions during the year	0	0
Closing balance	475879	0
VI Balance of Profit	3732000	9781629
Additions during the year	52022	0
Deductions during the year	0	6049629
Closing balance	3784022	3732000
<b>TOTAL OF SCHEDULE 2</b>	<b>11686450</b>	<b>11145544</b>

**SCHEDULE - 3: DEPOSITS****(Rs. in thousands)**

<b>PARTICULARS</b>	<b>As at 31-Mar-21</b>	<b>As at 31-Mar-20</b>
I Demand Deposits:		
i) From Banks	272396	54633
ii) From others	2166466	2408250
II Savings Bank Deposits	62727662	59048549
III Term Deposits	0	0
i) From Banks	30671	552175
ii) From others	95799695	89721327
<b>TOTAL OF (I + II + III)</b>	<b>160996890</b>	<b>151784934</b>
Deposits of Branches in India	160996890	151784934
Deposits of Branches outside India		
<b>TOTAL OF SCHEDULE 3</b>	<b>160996890</b>	<b>151784934</b>



**SCHEDULE - 4: BORROWINGS (Rs. in thousands)**

PARTICULARS		As at 31-Mar-21	As at 31-Mar-20
I	Borrowings in India:		
	i) Reserve Bank of India	0	0
	ii) Other Banks	37979	8139782
	iii) Other institutions & Agencies - NABARD, NHB	22501237	17498567
	<b>SUB-TOTAL</b>	<b>22539216</b>	<b>25638349</b>
II	Borrowings outside India	0	0
	<b>TOTAL OF SCHEDULE 4</b>	<b>22539216</b>	<b>25638349</b>
	Secured borrowings included in I and II above	22539216	25638349

**SCHEDULE - 5: OTHER LIABILITIES & PROVISIONS (Rs. in thousands)**

PARTICULARS		As at 31-Mar-21	As at 31-Mar-20
I	Bills Payable	244777	261135
II	Inter-office Adjustments (Net)	0	0
III	Interest Accrued	855303	829949
IV	Provision against Standard Assets	617997	718677
V	Others (including provisions)	4510373	6109721
	<b>TOTAL OF SCHEDULE 5</b>	<b>6228450</b>	<b>7919482</b>

**SCHEDULE - 6: CASH AND BALANCES WITH RESERVE BANK OF INDIA (Rs. in thousands)**

PARTICULARS		As at 31-Mar-21	As at 31-Mar-20
I	Cash in hand (including foreign currency notes)	496991	549697
II	Balances with Reserve Bank of India:		
	i) In Current account	6200368	5594724
	ii) In Other accounts	0	0
	<b>TOTAL OF SCHEDULE 6</b>	<b>6697359</b>	<b>6144421</b>

**SCHEDULE - 7: BALANCES WITH BANKS & MONEY AT CALL & SHORT NOTICE (Rs. in thousands)**

PARTICULARS		As at 31-Mar-21	As at 31-Mar-20
I	In India:		
	i) Balance with Banks:		
	(a) In Current Accounts	347154	5895882
	(b) In Other Deposit Accounts	11351500	41152500
	ii) Money at call and short notice:		
	(a) With Banks	0	0
	(b) With Other Institutions	0	0
	<b>SUB - TOTAL</b>	<b>11698654</b>	<b>47048382</b>
II	Outside India - Balance with Banks	0	0
	<b>TOTAL OF SCHEDULE 7</b>	<b>11698654</b>	<b>47048382</b>





**SCHEDULE - 8: INVESTMENTS****(Rs. in thousands)**

PARTICULARS		As at 31-Mar-21	As at 31-Mar-20
I	Investments in India:		
	i) Government Securities	57967425	28535686
	ii) Other approved securities	0	0
	iii) Shares	6129	13578
	iv) Debentures and Bonds	5115739	3309873
	v) Subsidiaries /Joint Ventures and associates	0	0
	vi) Others	0	7492
	<b>SUB - TOTAL</b>	<b>63089293</b>	<b>31866629</b>
	Less: Provision for depreciation	678658	43321
	<b>Total of I</b>	<b>62410635</b>	<b>31823308</b>
II	Investments outside India	0	0
	<b>TOTAL OF SCHEDULE 8</b>	<b>62410635</b>	<b>31823308</b>

**SCHEDULE - 9: ADVANCES****(Rs. in thousands)**

PARTICULARS		As at 31-Mar-21	As at 31-Mar-20
A	Bills Purchased & discounted	457	8838
	Cash credits, overdrafts & other loans repayable on demand	63568288	57597973
	Term loans	53614384	53296384
	<b>SUB - TOTAL</b>	<b>117183129</b>	<b>110903195</b>
	Add: IBPC (NPS) purchased	0	0
	Less: IBPC (PS) sold	0	0
		<b>117183129</b>	<b>110903195</b>
	Less: Provision for NPA	5512436	7570250
	<b>TOTAL OF SCHEDULE 9</b>	<b>111670693</b>	<b>103332945</b>
B	Secured by tangible assets	116607606	110180520
	Covered by Bank/Government Guarantee	0	0
	Unsecured	575524	722675
	<b>SUB - TOTAL</b>	<b>117183130</b>	<b>110903195</b>
	Less: Provision for NPA	5512436	7570250
	<b>TOTAL OF SCHEDULE 9</b>	<b>111670694</b>	<b>103332945</b>
C	I Advances in India		
	I) Priority Sector	103721778	100478440
	Less: Net PSLC Sold	15450000	15750000
	<b>Total of Priority Sector</b>	<b>88271778</b>	<b>84728440</b>
	ii) Public Sector	0	0
	iii) Banks	0	0
	iv) Others	13461351	10424755
	Add: Net PSLC Sold	15450000	15750000
	<b>Total</b>	<b>117183129</b>	<b>110903195</b>
	II Advances outside India	0	0
	<b>SUB - TOTAL</b>	<b>117183129</b>	<b>110903195</b>
	Less: Provision for NPA	5512436	7570250
	<b>TOTAL OF SCHEDULE 9</b>	<b>111670693</b>	<b>103332945</b>



**SCHEDULE - 10: FIXED ASSETS**

(Rs. in thousands)

PARTICULARS		As at 31-Mar-21	As at 31-Mar-20
I	Land & Buildings		
	At cost/revaluation as on 31st March of the preceding year	52710	52635
	Add: Additions during the year	0	75
	Add: Additions due to revaluation during the year	475879	0
	Less: Deductions during the year	0	0
		528589	52710
	Less: Depreciation to date	9107	8329
	<b>SUB - TOTAL</b>	<b>519482</b>	<b>44381</b>
II	Other Fixed Assets		
	At cost/revaluation as on 31st March of the preceding year	461881	419545
	Add: Additions during the year	67371	43482
	Less: Deductions during the year	3966	1147
		525285	461881
	Less: Depreciation to date	365718	322270
	<b>SUB - TOTAL</b>	<b>159567</b>	<b>139611</b>
	<b>TOTAL OF SCHEDULE 10 (I + II)</b>	<b>679049</b>	<b>183992</b>

**SCHEDULE - 11: OTHER ASSETS**

(Rs. in thousands)

PARTICULARS		As at 31-Mar-21	As at 31-Mar-20
I	Inter-Office Adjustment (net)	15126	198167
II	Interest Accrued	1521111	1452645
III	Tax paid in advance/tax deducted at source	1803810	1966208
IV	Stationery and stamps	31903	29819
V	Non-banking assets acquired in satisfaction of claims	0	0
VI	Others	5162398	4548154
	<b>TOTAL OF SCHEDULE 11</b>	<b>8534348</b>	<b>8194993</b>

**SCHEDULE - 12: CONTINGENT LIABILITIES**


(Rs. in thousands)

PARTICULARS		As at 31-Mar-21	As at 31-Mar-20
I	Claims against the bank not acknowledged as debts	0	0
II	Liability for partly paid investment/venture funds	0	0
III	Liability on outstanding forward exchange contracts	0	0
IV	Guarantees given on behalf of constituents	0	0
	a) In India	276047	252409
	b) Outside India	0	0
V	Acceptances, endorsements & other obligations	0	0
VI	Other items for which the Bank is contingently liable	3397962	4933825
VII	DEAF-Unclaimed balance account- transferred to RBI DEAF Account	165763	125873
	<b>TOTAL OF SCHEDULE 12</b>	<b>3839772</b>	<b>5312107</b>

**SCHEDULE - 13****INTEREST EARNED**

(Rs. in thousands)

PARTICULARS		As at 31-Mar-21	As at 31-Mar-20
I	Interest/Discount on Advance/Bills	7790201	8190837
II	Income on Investments	2876005	2351327
III	Interest on balance with RBI & other inter bank	2473264	2573532
IV	Others - Interest on Income tax refund	7459	0
	<b>TOTAL</b>	<b>13146929</b>	<b>13115696</b>



**SCHEDULE - 14  
OTHER INCOME**

(Rs. in thousands)

PARTICULARS		As at 31-Mar-21	As at 31-Mar-20
I	Commission, Exchange and Brokerage	118579	95069
II	Profit on sale of investments Less: Loss on sale of investments	522416 -7035	135138 0
III	Profit on Revaluation of investments Less: Loss on revaluation of investments	0 0	0 0
IV	Profit on sale of land, buildings & other assets Less: Loss on sale of land, buildings & other assets	2954 -85	1592 -26
V	Profit on exchange transactions Less: Loss on exchange transactions		
VI	Miscellaneous Income	2111605	1580917
<b>TOTAL</b>		<b>2748434</b>	<b>1812690</b>

**SCHEDULE - 15  
INTEREST EXPENDED**

(Rs. in thousands)

PARTICULARS		As at 31-Mar-21	As at 31-Mar-20
I	Interest on Deposits	7591783	7966432
II	Interest on RBI/Inter bank borrowings	7216	17021
III	Others - NABARD/NHB/NSFDC	1081825	984019
<b>TOTAL</b>		<b>8680824</b>	<b>8967472</b>

**SCHEDULE - 16  
OPERATING EXPENSES**

(Rs. in thousands)

PARTICULARS		As at 31-Mar-21	As at 31-Mar-20
I	Payments to and provisions to Employees	4711865	6650194
II	Rent, taxes and lighting	100686	95507
III	Printing and stationery	20483	19472
IV	Advertisement & Publicity	1207	198
V	Depreciation on Bank's property	47301	60271
VI	Directors' fees, allowance and expenses	0	0
VII	Auditors Fees & expenses (incl. Branch auditors)	4445	8051
VIII	Law charges	4657	2148
IX	Postage, Telegrams, Telephones	11734	11389
X	Repairs & Maintenance	280139	240430
XI	Insurance	200606	141078
XII	Other Expenditure	582498	531207
<b>TOTAL</b>		<b>5965621</b>	<b>7759945</b>

**SCHEDULE - 17  
PROVISIONS & CONTINGENCIES**

(Rs. in thousands)

PARTICULARS		As at 31-Mar-21	As at 31-Mar-20
I	Provision for Standard assets	-100680	382571
II	Provision for NPA	649234	3840424
III	Provision towards frauds/Other Assets	0	25000
IV	Provision towards income tax incl. Deferred tax	0	0
V	Provisions for Investments	635337	2602
<b>TOTAL</b>		<b>1183891</b>	<b>4250597</b>



